



Swiss College
of Surgeons

MAIN PROGRAMME

SCS – SWISS COLLEGE OF SURGEONS ANNUAL MEETING 2025

GUARDIANS OF THE SCALPEL SECURING EXCELLENCE

21.-23. MAY 2025 | SWISSTECH CONVENTION CENTER (EPFL), LAUSANNE

CREDITS:

SGC: 20 CREDITS

SGG: 16 CREDITS

SGH: 24 CREDITS

SGKC: REQUESTED

SGNOR: 10 CREDITS

SGPMR: 2 CREDITS

SGT: 6 CREDITS

SWISS ORTHOPAEDICS: 16 CREDITS

SWISS PLASTIC SURGERY: 16 CREDITS



WWW.SCS-CONGRESS.CH



KEY FACTS



1'500+

SURGEONS ATTENDING THE ANNUAL MEETING



3

CAPTIVATING DAYS - ONE COURSE DAY AND TWO CONGRESS DAYS



200+

SPEAKERS AND LEADING EXPERTS IN THE VARIOUS FIELDS OF SURGERY



25

COURSES OFFERED DURING THE COURSE DAY



6

BASE ORGANISATIONS ARE TAKING PART IN THE ANNUAL MEETING



1

CHANCE FOR A UNIQUE EXPERIENCE TO BOOST YOUR CAREER

INTRODUCTION

WELCOME TO THE SCS – SWISS COLLEGE OF SURGEONS ANNUAL MEETING 2025 21.-23. MAY 2025 | SWISSTECH CONVENTION CENTER LAUSANNE GUARDIANS OF THE SCALPEL: SECURING EXCELLENCE

The annual meeting of the Swiss College of Surgeons - SCS ANNUAL MEETING 2025 - will be held at the SwissTech Convention Center (EPFL) in Lausanne from 21.-23. May 2025, in collaboration with its six base organisations. The congress will once again comprise a course day (Wednesday, 21. May 2025) followed by two congress days (Thursday, 22. May 2025, and Friday, 23. May 2025).

The meeting is dedicated to the theme **Guardians of the Scalpel: Securing Excellence**, emphasising the central role of precision, innovation, and continuous education in surgery. Join us to uphold the highest standards of surgical care and collectively shape the future of our field.

We look forward to welcoming you in Lausanne from 21.-23. May 2025.

Your congress presidency,



**Prof. Dr. med.
Dieter Hahnloser**

President Congress
President SCS



**Dr. med.
Arno Stellmes**

Co-President Congress
President SGG

SCIENTIFIC PROGRAMME
WEDNESDAY, 21. MAY 2025

Room	Auditorium B	Room 1A	Room 1B	Room 1C	Room 4A	
From 09:30	Registration					
Room	Auditorium B	Room 1A	Room 1B	Room 1C	Room 4A	
09:30	Proctology Workshop	Arthroscopy and Laparoscopy I	TFNA workshop on saw bone and virtual reality	Clinical Research	Complication management in general / visceral and vascular surgery I	
09:45						
10:00						
10:15						
10:30						
10:45						
11:00						
11:15						
11:30						
11:45						
12:00						
12:15						
12:30						
12:45						
13:00	Lunch					
13:15	Lunch					
13:30	Lunch					
13:45	Lunch					
14:00	Everything I have to know about hernia repair	Arthroscopy and Laparoscopy II	Basic course in osteosynthesis of the hand I		Complication management in general / visceral and vascular surgery II	
14:15						
14:30			FULLY BOOKED			
14:45			Break			
15:00			Break			
15:15			Break			
15:30			Break			
15:45			Break			
16:00			Break			
16:15			Break			
16:30			Break			
16:45			Break			
17:00			Break			
17:15			Break			
17:30 -18:30	Welcome Reception					
18:30 -20:00	Champions League					
20:00 -22:00	SGC Event					

SCIENTIFIC PROGRAMME
WEDNESDAY, 21. MAY 2025

Room 4BC	Room 5A	Room 5B	Room 5C	Room Foyer Patio	Room	
Registration					From 09:30	
Room 4BC	Room 5A	Room 5B	Room 5C	Room Foyer Patio	Room	
DavosCourse at SCS – Cholecystectomy I	eFAST ultrasound – step-by-step I	Basic and intermediate skills in peripheral endovascular interventions	Basic Robotic Surgery I		09:30	
FULLY BOOKED		FULLY BOOKED			09:45	
					10:00	
					10:15	
					10:30	
					10:45	
Break					11:00	
					11:15	
DavosCourse at SCS – Anastomosis I	eFAST ultrasound – step-by-step II	IVUS in arterial diseases	FULLY BOOKED		11:30	
FULLY BOOKED		FULLY BOOKED			11:45	
					12:00	
					12:15	
					12:30	
					12:45	
					13:00	
Lunch					13:15	
DavosCourse at SCS – Anastomosis II		Physician-modified endografts		Minimal Invasive Thoracic Surgery Simulator Course	13:30	
FULLY BOOKED		FULLY BOOKED			13:45	
					14:00	
					14:15	
					14:30	
					14:45	
					15:00	
					15:15	
Break	Laparoscopy in small volumes	Break	Basic Robotic Surgery Course II			15:30
	FULLY BOOKED		FULLY BOOKED		FULLY BOOKED	15:45
DavosCourse at SCS – Cholecystectomy II		Basic Suturing Techniques : A Practical Approach			16:00	
FULLY BOOKED		FULLY BOOKED			16:15	
					16:30	
					16:45	
					17:00	
					17:15	
Welcome Reception					17:30-18:30	
Champions League					18:30-20:00	
SGC Event					20:00-22:00	

SCIENTIFIC PROGRAMME
THURSDAY, 22. MAY 2025

Room	Auditorium B	Room 1A	Room 1B	Room 1C	Room 4A
06:30 -07:15	SCS Morning Run				
08:00 -08:30	Registration & Exhibition Opening				
Room	Auditorium B	Room 1A	Room 1B	Room 1C	Room 4A
08:30 08:45 09:00 09:15 09:30 09:45	Guardians of the Scalpel: Securing excellence in surgical residency SGC SGVC	SGG – Free Communication 1 SGG	Controversies in Colon Surgery SGC SGVC SKAP	Guardian of the Scalpel: Securing excellence in the management of the adolescent with blunt abdominal trauma SGC SGKC STS	PA – The extended arms of the guardians of the scalpel: pain or gain, round two ! SGC
10:00 10:15	Coffee Break				
10:30 10:45 11:00 11:15 11:30 11:35 11:45	My worst nightmare and my coping strategies SGC	Guardians of the Scalpel: Securing excellence in complex aortic disease treatment SGG	SCS Guest Society 2025: Swiss Plastic Surgery SCS SPS	Prix NaCHwuchs – Free Communication SGKC	HPB & Transplant – Free Communication SGVC
12:00 12:15 12:30 12:45 13:00 13:15	Lunch		Industry Innovation Session - Distalmotion	Forum SGKC SGKC	Lunch
13:30 13:45 14:00 14:15 14:30 14:45	SCS – Guardians of the Scalpel: securing excellence – When technology complements surgery SCS			Continuing Education in Pediatric Surgery SGKC	Focus: Personnel du bloc opératoire Les robots s’installent au bloc: Opportunités et Nouveaux Défis pour les Équipes Médicales
15:00 15:15	Break				
15:30 15:45 16:00 16:15 16:30 16:45	Ten hot topics in six minutes SGVC	Residents Cup – Free Communication SGG	State of the Art in General Surgery – Tips and Tricks SGC		Focus: Personnel du bloc opératoire Valoriser les équipes opératoires – Bien-être et durabilité
17:00 17:15 17:30 17:45					
18:00 18:15	Surgeons' Night @ Olympic Museum				

SCIENTIFIC PROGRAMME
THURSDAY, 22. MAY 2025

Room 4BC	Room 5A	Room 5B	Room 5C
SCS Morning Run			
Registration & Exhibition Opening			
Room 4BC	Room 5A	Room 5B	Room 5C
Update Thorax trauma SGC SGT STS	SGT – Free Communication 1 SGT	Pancreas – Free Communication SGVC	ARS – Free Communication SGC ARS
Coffee Break			
Geriatric Ankle Fractures SGC STS	Guardians of the Scalpel: Securing Excellence in the Treatment of Stage III Non Small Cell Lung Cancer – Main Session 1 SGT	State of the Art in Trauma Surgery – Tips and Tricks SGC	ARS Innovations in surgery: Pigs, Robots or humans? SGC ARS
Lunch			
STS – Free Communication SGC STS	SGT – Free Communication 2 SGT		
Break			
Guardians of the scalpel: securing excellence in the trauma bay SGC STS	Meet the Expert SGT Guardians of the Scalpel: Securing Excellence in the Treatment of Stage III Non Small Cell Lung Cancer – Main session 2 SGT	Guardians of the Scalpel: Securing excellence in Hernia Surgery – Progress, Specialisation and Education SGC SGVC SHAC	Acute Care Surgery – Free Communication SGC SGVC
Surgeons' Night @ Olympic Museum			

VISIT THE
SCS
INTERACTIVE
LOUNGE



In the SCS
Interactive
Lounge
you have the
opportunity to
exchange ideas
with your
colleagues or
meet experts
in an informal
setting.

Room

06:30-07:15

08:00-08:30

Room

08:30

08:45

09:00

09:15

09:30

09:45

10:00

10:15

10:30

10:45

11:00

11:15

11:30

11:35

11:45

12:00

12:15

12:30

12:45

13:00

13:15

13:30

13:45

14:00

14:15

14:30

14:45

15:00

15:15

15:30

15:45

16:00

16:15

16:30

16:45

17:00

17:15

17:30

17:45

18:00

18:15


SCIENTIFIC PROGRAMME
FRIDAY, 23. MAY 2025

Room	Auditorium B	Room 1A	Room 1B	Room 1C	Room 4A
From 07:30	Registration				
Room	Auditorium B	Room 1A	Room 1B	Room 1C	Room 4A
08:00	Residents training – an international comparison with the Swiss system SGC SGVC SCS	SGG – Free Communication 2 SGG	Global Surgery SGC	Treatment of burned children (MHS) in Zurich and in Lausanne: similarities and differences SGKC	
08:15					
08:30					
08:45					
09:00					
09:15					
09:30	Coffee Break				
09:45					
10:00	SCS – Outpatient reimbursement: Quo Vadis? All you need to know SCS	Guardian of the Scalpel: Securing excellence in miscellaneous vascular pathologies SGG	SGH – Free Communication SGH	Guardians of Pediatric Surgery SGKC	EPAs – Train the Trainers FULLY BOOKED
10:15					
10:30					
10:45					
11:00					
11:15					
11:30	Lunch				
11:35					
11:45					
12:00					
12:15					
12:30	BJS Session – Cultivating Excellence: A Fireside Chat with Rebecca Kraus and Ellen Petry Leanse SGC	Guardians of the Scalpel: Securing excellence in peripheral artery disease treatment SGG	HPB – Free Communication SGVC	Guardians of the Scalpel: Securing excellence through collaboration in pediatric urology SGKC	Education – Free Communication SGC SGVC
12:45					
13:00					
13:15					
13:30					
13:45					
14:00	Break				
14:15					
14:30	Guardians of the Scalpel: Securing Excellence in Robotic Surgery SGC	Young Residents Forum SGG	Colorectal II – Free Communication SGC SGVC	Studies and Cases in Pediatric Sugery – Free Communication SGKC	Bariatric-Metabolic Surgery and the General Surgeon SGC SGVC SMOB
14:45					
15:00					
15:15					
15:30					
15:45					
16:00					

SCIENTIFIC PROGRAMME
FRIDAY, 23. MAY 2025

Room 4BC	Room 5A	Room 5B	Room 5C
Registration			
Room 4BC	Room 5A	Room 5B	Room 5C
<div>Hernia – Free Communication</div> <div>SGC SGVC</div>	<div>Video: How I do it?</div> <div>SGC</div>	<div>AI – what is in the pipeline for practitioners in...? what's the timeline?</div> <div>SGVC</div>	<div>Colorectal I – Free Communication</div> <div>SGVC</div>
Coffee Break			
<div>The Surgeon: From Solo Performer to Team Leader, Risk Manager, and Self-Brand</div> <div>SGC Women in Surgery</div>	<div>FJC Session: The next guardians – journey to success</div> <div>SGC FJC</div>	<div>Bariatrics – Free Communication</div> <div>SGC SGVC</div>	<div>Swiss HPBA joins the SGVC: Advances in Hepatobiliary and Pancreatic surgery</div> <div>SGVC</div>
Lunch			<div>Working Group: Pediatric Neurosurgery</div> <div>SGKC</div>
<div>Bail-out procedures every acute care surgeon needs to know! – A case based session</div> <div>SGC SGVC SWISS ACS</div>	<div>Radioprotection in Surgery</div>	<div>Treatment of Pancreatitis – trends and current standards</div> <div>SGVC</div>	<div>How I do it? – Free Communication</div> <div>SGC SGVC</div>
Break			
<div>Surgery of the immunocompromised patients</div> <div>SGC SGVC</div>	<div>Coloproctology – Free Communication</div> <div>SGC SGVC</div>	<div>Upper GI – Free Communication</div> <div>SGC SGVC</div>	

VISIT THE
SCS
INTERACTIVE
LOUNGE



In the SCS
Interactive
Lounge
you have the
opportunity to
exchange ideas
with your
colleagues or
meet experts
in an informal
setting.

Room

From 07:30

Room

08:00

08:15

08:30

08:45

09:00

09:15

09:30

09:45

10:00

10:15

10:30

10:45

11:00

11:15

11:30

11:35

11:45

12:00

12:15

12:30

12:45

13:00

13:15

13:30

13:45

14:00

14:15

14:30

14:45

15:00

15:15

15:30

15:45

16:00

Wir danken allen Ärztinnen und Ärzten, die Tag für Tag zur Wiedereingliederung von Verunfallten beitragen.



Unser Dank gilt den kompetenten Ärztinnen und Ärzten und dem engagierten Pflegepersonal, aber auch den Arbeitgebern und den Betroffenen selber. Denn ihnen allen ist es zu verdanken, dass immer mehr Menschen nach einem Unfall wieder in ihr gewohntes Leben zurückkehren können. Nähere Informationen über das Case Management der Suva unter www.suva.ch/unfall.



COURSE DAY
WEDNESDAY, 21. MAY 2025

The Swiss College of Surgeons, its base organisations, and sponsors, are pleased to offer various courses for young surgeons.

Please register for the courses as soon as possible. The number of places is limited.

The following courses are offered:

09:30 – 13:00 Arthroscopy and Laparoscopy I

Room 1A



Samuel Haupt, Samedan; Hugo Teixeira Farinha, Lausanne

This basic course will introduce you to laparoscopic and arthroscopic surgery training on mixed-reality simulators. While for both techniques eye-hand coordination and triangulation are the main manual skills, patient positioning and trocar positions can be trained as well.

Your skills will be tested at the beginning of the course, and you will see at the end how much you progressed over the course.

Teams of 2 work on both, the laparoscopic and the arthroscopy simulator, and thanks to the patient model and the real instrument team training will enhance the learning. Medical instructors of the specialty will guide you through the programs.



Price: CHF 100.–

09:30 – 11:00 Basic and intermediate skills in peripheral endovascular interventions

Room 5B



Endovascular treatment of peripheral arterial disease is nowadays considered as the gold-standard in many situations. Outcomes continuously improve due to advances in technologies and experience and this approach has to be proposed by any vascular surgeon. It is important that young trainees in vascular surgery have access to simulators to develop competencies and skills in basic and intermediate endovascular treatment under the supervision of experts in the field.

Price: CHF 100.–

FULLY BOOKED

Register now!

09:30 – 13:00

Basic Robotic Surgery I

Room 5C

Flurim Hamitaga, Bellinzona

We provide a basic course in robotic surgery for surgeons who are new to the field. We will teach you basic skills on robotic simulators adapting to the level of the trainee. The participants will exercises to gain familiarity with instrument movements, camera control, needle handling, knot tying and anastomosis.

FULLY BOOKED


INTUITIVE

Price: CHF 100.–

09:30 – 13:00

Clinical Research

Room 1C

Pascal Probst, Frauenfeld

Clinical research is part of the work of a surgical trainee and conducting a proper literature search is useful for everyone practicing evidence-based surgery. The key elements of clinical research and conduct of a systematic literature search are included in this SCS course.

Price: CHF 70.–

09:30 – 13:00

Complication management in general / visceral and vascular surgery I

Room 4A

Michel Teuben, Zurich / Zürich; Aude Lehnen, Geneva; Elena Patanè, Geneva; Martin Schmiady, Zurich

Realistic Surgical Training on Perfused Organs and Learning Hemostasis and Sealing Management Options Depending on the Patient Profile

In this workshop, you will practice dissection, suturing, and anastomosis techniques on perfused animal organs, and learn to understand when and how to correctly use specific hemostatic agents or sealants to improve patient outcomes. For every patient, there is an appropriate product for each challenging situation: the validated bleeding scale ViBE, as well as a deeper understanding of the mechanism of action and components of available intraoperative biomaterials, can support your daily surgical routine through standardised communication.

FULLY BOOKED

Baxter


Price: CHF 100.–

Register now!

09:30 – 11:00

DavosCourse at SCS - Cholecystectomy I

Room 4BC


Christian A. Nebiker, Aarau; Daniel Frey, Wetzikon

This course covers the principles of electrocautery for hemostasis on liver tissue and for using the cautery device to perform a cholecystectomy.

The handling and dangers of electrocautery as well as tips and tricks for cholecystectomy are highlighted.

After a theoretical part on cautery, all participants will perform a cholecystectomy under supervision of experienced instructors on a pig liver. In small groups of two participants, this course aims for optimal exposition to train cholecystectomy.

FULLY BOOKED

Medtronic 

Price: CHF 150.–

Together, improving life

MOVING HEALTH CARE
FORWARD TOGETHER





A KEY TO MORE TOMORROWS FOR YOUR APPROPRIATE PATIENTS WITH RESECTABLE NSCLC^{1,2}

NOW APPROVED^{1,*}



KEYNOTE-671

* Temporarily approved indication. This indication has been granted temporary authorisation as the clinical data were incomplete at the time the application was assessed (Art. 9a Therapeutic Products Act). The temporary authorisation is contingent on the timely fulfilment of conditions. After they have been met, the temporary authorisation can be converted into an ordinary authorisation.

References: **1.** KEYTRUDA® (pembrolizumab) prescribing information, www.swissmedicinfo.ch, last access 28.03.2025. **2.** Spicer JD, et al. Neoadjuvant pembrolizumab plus chemotherapy followed by adjuvant pembrolizumab compared with neoadjuvant chemotherapy alone in patients with early-stage non-small-cell lung cancer (KEYNOTE-671): a randomised, double-blind, placebo-controlled, phase 3 trial. The Lancet. Online first, September 14, 2024. DOI: 10.1016/S0140-6736(24)01756-2. With Supplementary appendix.

Copies of the study publications can be requested on demand at dpoc.switzerland@msd.com

Short Prescribing Information KEYTRUDA® (pembrolizumab).

KEYTRUDA®: C: pembrolizumab. **I:** adults: monotherapy for unresectable or metastatic melanoma and adjuvant treatment of completely resected melanoma stage III. Temporary approval: monotherapy for adjuvant treatment of completely resected melanoma stage IIB or IIC. **Po:** adults: 200mg i.v. 30min. every 3 weeks or 400mg i.v. 30min. every 6 weeks; treatment until disease progression or recurrence, or until unacceptable toxicity; maximum course of treatment in adj. melanoma 12 mos. **For further indications and the corresponding dosages for adults and pediatric patients, please refer to the prescribing information.** **CI:** hypersensitivity to active substance/exipients. **Pr:** immune-mediated adverse reactions: e.g. pneumonitis, colitis, hepatitis, nephritis, endocrinopathies (including hypophysitis, type 1 diabetes mellitus, thyroid disorders; in TNBC monitor blood cortisol), hemophagocytic Lymphohistiocytosis (HLH), severe skin reactions (Stevens-Johnson syndrome, toxic epidermal necrolysis, DRESS syndrome), other immune-mediated adverse reactions; patients with pre-existing autoimmune disease; transplantation/stem cell transplantation (HSCT): graft-versus-host-disease (GvHD) and hepatic vein-occlusive disease (VOD); adjuvant therapy in melanoma IIB/IIC and NSCLC IB/II/IIIA: OS analysis pending; adjuvant treatment following neoadjuvant therapy associated with additional toxicity; influence on subsequent administration of anti-PD-(L)1-based systemic therapies including resistance in the event of a recurrence has not been investigated; elevated liver enzymes when KEYTRUDA® is combined with axitinib (liver enzymes to be monitored before initiation of and throughout treatment); myocardial infarction in combination of KEYTRUDA® with lenvatinib in RCC; multiple myeloma: increased mortality when adding KEYTRUDA® to thalidomide analogue and dexamethasone; combination with trastuzumab in gastric cancer, see trastuzumab's prescribing information; for gastric and GEJ carcinoma, previous immune checkpoint inhibitor therapy excluded from study; infusion-related reactions (including hypersensitivity and anaphylaxis); patients were excluded from clinical studies (see prescribing information for details). **IA:** none known/not investigated. **P/L:** not recommended, contraception. **UE (very common):** respiratory tract infections, urinary tract infection, anaemia, neutrophil count decreased, neutropenia, thrombocytopenia, leukopenia, hypothyroidism, decreased appetite, hypokalaemia, weight decreased, hypomagnesaemia, insomnia, headache, neuropathy peripheral, dysgeusia, hypertension, hemorrhage, dyspnoea, cough, dysphonia, diarrhoea, abdominal pain, nausea, vomiting, constipation, lipase increased, oral inflammation, stomatitis, alanine aminotransferase increased, aspartate aminotransferase increased, rash, rash maculo-papular, pruritus, alopecia, palmar-plantar erythrodysesthesia syndrome, musculoskeletal pain, arthralgia, myositis, pain in extremity, proteinuria, blood creatinine increased, fatigue/asthenia, oedema, pyrexia. **P:** 2 vial/s with 100mg/4ml. **DC:** A. **MAH:** MSD Merck Sharp & Dohme AG, Werftstrasse 4, 6005 Lucerne, Switzerland. (V27.0); CH-KEY-00084.

Before prescribing please consult the full prescribing information published on the homepage of Swissmedic (www.swissmedicinfo.ch).

COURSE DAY WEDNESDAY, 21. MAY 2025

09:30 – 11:00

eFAST ultrasound - step-by-step I

Room 5A



Maria Studer, Bern; Franziska Ziegenhain, Zurich; Heinrich Steitz, Aarau;
Valentin Neuhaus, Zurich

Ultrasound is important in the evaluation of severely injured patients. In this workshop participants will learn how to perform the eFAST (Focused Assessment with Sonography in Trauma) under supervision of experienced tutors. Participants without ultrasound knowledge are also welcome.

Price: CHF 100.–

09:30 – 13:00

Proctology Workshop

Auditorium B



Frédéric Ris, Geneva; Ida Fueglistaler, Basel; Emilie Liot, Geneva;
Guillaume Meurette, Geneva

Part 1: Managment of AIN and HPV infections
Part 2: Fecal incontinence

Discussion of daily business hernia surgery including techniques, tips and tricks, complications, and emergency surgery. Experts will discuss cases with you and you are invited to ask questions.

09:30–10:00

HPV infections and dysplasia

Emilie Liot, Geneva; Céline Duvoisin, Morges; Antonino Sgroi, Yverdon

10:00–10:30

Conservative Management

Emilie Liot, Geneva; Céline Duvoisin, Morges; Antonino Sgroi, Yverdon

10:30–11:00

Surgery for AINs

Emilie Liot, Geneva; Céline Duvoisin, Morges; Antonino Sgroi, Yverdon

11:00–11:30

Prevention and follow-up

Emilie Liot, Geneva; Céline Duvoisin, Morges; Antonino Sgroi, Yverdon

11:30–12:00

Fecal Incontinence and Conservative Management

Joan Robert-Yap, Geneva

12:00–12:30

Sacral nerve modulation

Lukas Marti, St. Gallen


12:30–13:00



Surgical management


Ida Fueglistaler, Basel

Price: CHF 70.–

Register now!

09:30 – 13:00		TFNA workshop on saw bone and virtual reality	
Room 1B		Noe Ramelli, Zürich	
		Saw Bone Workshop & Virtual Reality with the TFNA Proximal Femur Nailing System. Participants will implant a TFNA with the original instruments on a saw bone model. The same surgery will then be performed in a virtual reality environment.	
		Johnson&Johnson	
		Price: CHF 100.–	
11:30 – 13:15		DavosCourse at SCS - Anastomosis I	
Room 4BC		Christian A. Nebiker, Aarau; Daniel Frey, Wetzikon	
		This course covers the principles of anastomotic techniques and is an extension of the Davos GI course. Participants will train different anastomotic techniques, such as linear and circular stapler anastomoses, including small bowel anastomosis and colorectal anastomosis.	
		After a theoretical part with video presentations, the practical part includes exercises of anastomosis on porcine and synthetic intestines under supervision of experienced instructors, allowing a realistic experience for anastomotic techniques. In small groups of two participants, this course aims for optimal exposition.	
		Medtronic Johnson&Johnson	
		Price: CHF 150.–	
		FULLY BOOKED	
11:30 – 13:00		eFAST ultrasound - step-by-step II	
Room 5A		Maria Studer, Bern; Franziska Ziegenhain, Zurich; Heinrich Steitz, Aarau; Valentin Neuhaus, Zurich	
		Ultrasound is important in the evaluation of severely injured patients. In this workshop participants will learn how to perform the eFAST (Focused Assessment with Sonography in Trauma) under supervision of experienced tutors. Participants without ultrasound knowledge are also welcome.	
		Price: CHF 100.–	

11:30 – 13:00		IVUS in arterial diseases	
Room 5B		Céline Deslarzes-Dubuis, Lausanne; Elisabeth Côté, Lausanne	
		The use and benefits of IVUS have been widely reported and demonstrated in venous diseases. However, its use in arterial disease is rarer. Nevertheless, it offers many advantages not only in aortic treatment but especially in the treatment of PAD. By better characterising the nature of the plaque, sizing the true diameter of the vessel and assessing the immediate result, it can highly improve the outcomes of endovascular PAD interventions.	
		Price: CHF 100.–	
		FULLY BOOKED	
13:45 – 15:30		DavosCourse at SCS - Anastomosis II	
Room 4BC		Stephan Bischofberger, St.Gallen; Christian Hamel, Lörrach DE	
		This course covers the principles of anastomotic techniques and is an extension of the Davos GI course. Participants will train different anastomotic techniques, such as linear and circular stapler anastomoses, including small bowel anastomosis and colorectal anastomosis.	
		After a theoretical part with video presentations, the practical part includes exercises of anastomosis on porcine and synthetic intestines under supervision of experienced instructors, allowing a realistic experience for anastomotic techniques. In small groups of two participants, this course aims for optimal exposition.	
		Medtronic Johnson&Johnson	
		Price: CHF 150.–	
		FULLY BOOKED	



Personalsuche ohne Nebenwirkungen

Die Suche nach guten Mitarbeitenden kann nervenaufreibend sein. Gut, gibt's praxisstellen. Das Portal ist die erste Wahl für Arzt- und Physiotherapie-Praxen sowie Spitäler, die offene Stellen besetzen möchten. Denn die allermeisten Jobsuchenden schauen zuerst bei praxisstellen rein, weil es so einfach funktioniert.

Schnell finden statt lange suchen: praxisstellen.ch



COURSE DAY
WEDNESDAY, 21. MAY 2025

14:00 – 17:30 Arthroscopy and Laparoscopy II

Room 1A Samuel Haupt, Samedan; Hugo Teixeira Farinha, Lausanne



This basic course will introduce you to laparoscopic and arthroscopic surgery training on mixed-reality simulators. While for both techniques eye-hand coordination and triangulation are the main manual skills, patient positioning and trocar positions can be trained as well.

Your skills will be tested at the beginning of the course, and you will see at the end how much you progressed over the course.

Teams of 2 work on both, the laparoscopic and the arthroscopy simulator, and thanks to the patient model and the real instrument team training will enhance the learning. Medical instructors or the specialty will guide you through the programs.

FULLY BOOKED



Price: CHF 100.–

14:00 – 15:30 Basic course in osteosynthesis of the hand I

Room 1B Speaker: Mauro Maniglio, Zurich; Saskia Kamphuis, Basel; Silvia Schibli, Nottwil



The course 'Basic osteosynthesis of the hand' teaches about specific fracture patterns seen in hand surgery and about the principles of osteosynthesis in these small bones. We also discuss the clinical decision-making as to when to use what type of osteosynthesis. Moreover, the majority of the course will be dedicated to practicing doing your own osteosynthesis of sawbone hands, using different types of screws and plates.

FULLY BOOKED

medartis®

Price: CHF 100.–

14:00 – 17:30 Basic Robotic Surgery Course II

Room 5C Flurim Hamitaga, Bellinzona



We provide a basic course of robotic surgery for surgeons who are new to robotic surgery. We will teach you basic skills on robotic simulators adapting to the level of the trainee. The participants will exercise to gain familiarity with the movements of instruments, camera control, needle handling, knot tying and anastomosis.

FULLY BOOKED

INTUITIVE

Price: CHF 100.–

Register now!

14:00 – 17:30 **Complication management in general / visceral and vascular surgery II**

Room 4A Michel Teuben, Zurich / Zürich; Aude Lehnen, Geneva; Elena Patanè, Geneva; Martin Schmiady, Zurich



Realistic Surgical Training on Perfused Organs and Learning Hemostasis and Sealing Management Options Depending on the Patient Profile

In this workshop, you will practice dissection, suturing, and anastomosis techniques on perfused animal organs, and learn to understand when and how to correctly use specific hemostatic agents or sealants to improve patient outcomes. For every patient, there is an appropriate product for each challenging situation: the validated bleeding scale ViBE, as well as a deeper understanding of the mechanism of action and components of available intraoperative biomaterials, can support your daily surgical routine through standardised communication.

Baxter

FULLY BOOKED

Price: CHF 100.–

Register now!

Experience
the Future
of Surgical
Education!

Visit us on Booth No. **14**



Medtronic



VIRTAMED

14:00 – 17:30 **Everything I have to know about hernia repair**

Auditorium B Philipp Kirchhoff, Basel; Andrea Donadini, Lugano



Discussion of daily business hernia surgery including techniques, tips and tricks, complications, and emergency surgery. Experts will discuss cases with you and you are invited to ask questions.

14:00 – 15:00

Three interesting cases to discuss

1. Diastasis Recti

2. CPIPS

3. Small inguinal Hernia

Johannes Toti, Bellinzona; Ramon Pini, Bellinzona; Philipp Kirchhoff, Basel; Andrea Donadini, Lugano

15:00 – 15:20

Video - The perfect Lichtenstein

Johanna Willburger, Schlieren

15:20 – 15:40

Which techniques are mandatory to know for which hernia?

Johannes Baur, Basel

15:40 – 16:00

Coffee Break

16:00 – 16:40

Hernia Battle (Romandie, Ticino, Deutschschweiz) - 2 complex cases

Assim Abu Tair, Bülach; Perparim Limani, Zurich

16:40 – 17:00

Present your own case to the experts

17:00 – 17:30

Major mistakes you have to avoid in the hernia world

Dietmar Eucker, Liestal

Price: CHF 70.–

Register now!

14:00 – 17:30 Laparoscopy in small volumes

Room 5A



Enrico Broennimann, Lausanne; Sabine Vasseur, Lausanne;
Olivier Sanchez, Lausanne; Luca Mazzone, Zurich

This course aims to offer participants the opportunity to practice laparoscopic knotting and suturing in a small (paediatric) working volume. Participants will have the opportunity to work on specific models using specially designed 3 mm instruments.

FULLY BOOKED

OANKLIN

Price: CHF 100.–

13:30 – 17:00 Minimal Invasive Thoracic Surgery Simulator Course

Room Foyer
Patio



Jean Y Perentes, Lausanne; Fabrizio Minervini, Lucerne; Aljaz Hojski, Basel;
Céline Forster, Sion

Thoracic surgery as significantly changed over the past 10 years with a majority of cases being performed with a minimal invasive approach. This represents a major challenge for trainees that must learn these approaches in a safe environment. Here we have gathered the most up-to-date simulators to perform the various steps of lobectomy and segmentectomy and propose a full afternoon of training for these procedures.

FULLY BOOKED

Johnson&Johnson

Price: CHF 100.–

14:00 – 15:30 Physician-modified endografts

Room 5B



Sébastien Déglise, Lausanne

Among the various endovascular options for the treatment of complex aortic disease at the thoracic and abdominal levels, physician-modified endografts have emerged as a suitable alternative to custom-made and off-the-shelf FEVAR and BEVAR. This technology confers many advantages, especially in emergency. However, it requires specific skills in terms of planning and sizing and also to create the PMEG.

FULLY BOOKED

Price: CHF 100.–

Register now!

16:00 – 17:30 Basic course in osteosynthesis of the hand II

Room 1B



Speaker: Mauro Maniglio, Zurich; Saskia Kamphuis, Basel; Silvia Schibli, Nottwil

The course 'Basic osteosynthesis of the hand' teaches about specific fracture patterns seen in hand surgery and about the principles of osteosynthesis in these small bones. We also discuss the clinical decision-making as to when to use what type of osteosynthesis. Moreover, the majority of the course will be dedicated to practicing doing your own osteosynthesis of sawbone hands, using different types of screws and plates.

medartis®

Price: CHF 100.–

16:00 – 17:30 Basic Suturing Techniques : A Practical Approach

Room 5B



In this practical course on wound management, students will be introduced to the essential fundamentals of asepsis, with an emphasis on infection prevention. They will learn to master basic suturing techniques, including the simple stitch, to effectively close wounds and promote optimal healing. Additionally, students will be trained in the safe and effective administration of local anesthesia to the skin, ensuring adequate pain relief for patients while minimising complications. This course will provide students with the practical skills necessary to effectively manage wounds in various medical settings, while ensuring patient safety and wellbeing.

Price: free of charge

FULLY BOOKED

16:00 – 17:30 DavosCourse at SCS - Cholecystectomy II

Room 4BC



Stephan Bischofberger, St.Gallen; Christian Hamel, Lörrach DE

This course covers the principles of electrocautery for hemostasis on liver tissue and for using the cautery device to perform a cholecystectomy.

The handling and dangers of electrocautery as well as tips and tricks for cholecystectomy are highlighted.

After a theoretical part on cautery, all participants will perform a cholecystectomy under supervision of experienced instructors on a pig liver. In small groups of two participants, this course aims for optimal exposition to train cholecystectomy.

Medtronic Johnson&Johnson

Price: CHF 150.–

FULLY BOOKED

Register now!

13:30 – 15:00 **Focus: Personnel du bloc opératoire**
Les robots s’installent au bloc: Opportunités et Nouveaux Défis pour les Équipes Médicales

Room 4A Hugo Teixeira, Lausanne; Lukas Widmer, Fribourg



The Swiss Society for Surgery (SGC) is proud to offer a workshop-like session specially tailored to the personnel working in the operating theatre. This 2x90 minutes session is open (for free) to all congress participants. For the OR staff the registration for this congress day and these two sessions is offered by the SGC. The language of the session is French.

13:30 – 13:50
Comment le robot modifie notre quotidien et comment former les futurs instrumentistes
Patricia Ferreira, Lausanne

13:50 – 14:10
Pourquoi j’opère avec le robot et comment nous formons nos futurs chirurgiens
Minoa Jung, Geneva

14:10 – 14:30
Défis liés à l’utilisation du robot pour la préparation du patient et le rôle de l’anesthésiste pendant l’intervention
Arnaud Rey, Lausanne

14:30 – 15:00
Discussion

15:30 – 17:00 **Focus: Personnel du bloc opératoire**
Valoriser les équipes opératoires – Bien-être et durabilité

Room 4A Hugo Teixeira, Lausanne; Lukas Widmer, Fribourg



The Swiss Society for Surgery (SGC) is proud to offer a workshop-like session specially tailored to the personnel working in the operating theatre. This 2x90 minutes session is open (for free) to all congress participants. For the OR staff the registration for this congress day and these two sessions is offered by the SGC. The language of the session is French.

15:30 – 15:45
Pratique chirurgicale et durabilité: le concept de chirurgie verte et ses innovations
Laure-Méline Piotet, Morges

15:50 – 16:05
Fumées chirurgicales: enjeux et risques en salle d’opération
Laurence Paris, Fribourg

16:10 – 16:25
Projet d’harmonisation des techniques chirurgicales visant à promouvoir la collaboration interprofessionnelle
Emmanuel Daniel, Geneva

16:30 – 16:45
Bien-être en salle d’opération: Stress, Anxiété et Impacts des Nuits
Alexis Litchinko, Fribourg

12:30 – 12:50/
13:50 – 14:10

Short Stitch Technique – Is it worth the extra effort?

Booth 108

B. Braun
Medical AG

Sharing expertise with experts and hands-on training

Expert exchange in a relaxed atmosphere at the B. Braun Medical booth.

B|BRAUN

SHARING EXPERTISE


12:30 – 12:50 German session

13:50 – 14:10 French session

10:00 – 11:30

EPAs - Train the Trainers

Room 4A



Steffen Geuss, Lucerne; Stefan Eisholdt, Männedorf; Henning Fischer, Lucerne

This is the third session of a three part workshop. You must take part in all three sessions on 7. May, 14. May (both online) and 23. May 2025 for accreditation.

We propose a workshop tailored for surgeons committed to enhance their teaching skills, with a focus on Entrustable Professional Activities (EPAs). As post-graduate medical training transitions towards a competency-based model, the SCS has introduced a Core Surgical Curriculum that is structured around a range of essential surgical competencies defined as EPAs. Implementing this new concept in daily work challenges surgical educators to advance their teaching methods and assessment strategies. In this 3-part workshop participants will explore the principles of competency-based education, focusing on EPAs, and gain practical tools for assessing competence, teaching procedural skills, and delivering effective feedback. Two 60-minute video sessions and one 90-minute face-to-face session.

Price: CHF 200.–

FULLY BOOKED

12:30 – 14:00

Radioprotection in Surgery

Room 5A

Reto Treier, Bern; Yvonne Käser, Bern

Practical application today is so diverse that one should not generalise when giving instructions. Of course, there are clearly defined basic rules, especially for organisation. However, the practical working techniques of the various medical disciplines should always be taken into account. Radiation protection can and must be partly subject-, application- or even person-related.

Price: CHF 50.–

Register now!



EPAs – Train the Trainers
Mastering Surgical Education in the era of EPAs
Effective Teaching, Feedback and Assessment



FULLY BOOKED

OVERVIEW

The workshop is tailored to provide specialist surgeons with the tools and strategies to enhance the training of young surgeons in the operating theatre, with an emphasis on implementing EPAs. Participants will explore the principles of competency-based education, gaining skills in assessing surgical competence, teaching procedural techniques, and delivering effective feedback. By the end of the workshop, surgical educators will be equipped with practical strategies to integrate EPAs into their teaching, elevating the quality and impact of surgical education.

To participate in the hands-on part at the SCS Annual Meeting 2025 (Session 3), attendance of the Sessions 1 and 2 is mandatory.

- Session 1: 7. May 2025, 18.00 – 19.00 (online)
- Session 2: 14. May 2025, 18.00 – 19.00 (online)
- Session 3: 23. May 2025, 10.00 – 11.30 (at the congress)

OBJECTIVES

- Introduce and integrate EPAs into surgical training.
- Develop effective teaching methods for procedural skills within the operating theatre.
- Learn and apply techniques for assessing competence based on EPAs.
- Enhance skills for providing constructive feedback.
- Create a framework for implementing these strategies in participants' institutions.

TARGET AUDIENCE

Trainer (specialist surgeons) involved in training and mentoring young surgeons and providing feedback with EPAs.

CME-CREDITS

The following credits will be issued after a successful completion of the EPAs – Train the Trainers Workshop:

- SGT: 3 CME-Credits
- SGC: 3 CME-Credits
- SGKC: 3 CME-Credits
- SGG: 4 CME-Credits
- SGH: 4 CME-Credits

PRICING

The three part course will be offered at a 50% discount for CHF 200.– instead of CHF 400.– as this is the first time the course is organised.

This course is limited to 25 participants, first come - first served.

WAITINGLIST 2026

Waitinglist 2026

HIGHLIGHTS



CHAMPIONS LEAGUE

3 Teams – 3 Cases – 1 Winner.

Who will win the coveted Champions League trophy in 2025?



GUARDIANS OF THE SCALPEL

For the first time, there will be sessions in accordance with the congress theme. Do not miss out!



SCS INTERACTIVE LOUNGE

Exchange ideas with your colleagues or meet experts in an informal setting in the SCS Interactive Lounge.



SCIENTIFIC AND SOCIAL PROGRAMME WEDNESDAY, 21. MAY 2025

WELCOME RECEPTION & SGC-EVENT

The SCS - SWISS COLLEGE OF SURGEONS ANNUAL MEETING 2025 will be officially opened with the Welcome Reception on Wednesday, 21. May 2025, at 17:30.

Following the Welcome Reception, we are pleased to kick off the congress with the thrilling Champions League.

Then, the SGC invites you to meet friends, senior physicians, mentors, etc. for networking and conversation in a casual and cozy environment. Drinks and food will be generously offered by the SCS and the SGC.

LOCATION

SwissTech Convention Center (EPFL)

TIME OF DAY

17:30–18:30: Welcome Reception

18:30–20:00: Champions League

20:00–22:00: SGC-Event

COSTS

Participation in the Welcome Reception and the SGC-Event is included in the congress fee.

The Champions League takes place on Wednesday at 18:30 in the Auditorium and will be the opening session of this year's Annual Meeting.

The Champions League is followed by the SGC-Event. All participants are highly encouraged to arrive in Lausanne on Wednesday and participate in one of the many highlights of the congress.

REGISTRATION

To attend the Welcome Reception, please register through the congress registration.

[Register now!](#)

PARTICIPANTS AT THE CONGRESS

The SCS Annual Meeting is intended for the following groups of professionals:

- Swiss Surgeons
- Operating Room Staff
- Physician Assistants

For the first time, the SCS is happy to announce that a guest faculty will be present at the SCS ANNUAL MEETING 2025. The SCS welcomes all members of Swiss Plastic Surgery (SPS).

SWISS
PLASTIC
SURGERY

PARTICIPATING BASE ORGANISATIONS



SGC

www.sgc-ssc.ch



SGG

www.swissvasc.ch



SGT

www.thoraxchirurgie.ch



SGH

www.swisshandsurgery.ch



SGKC

www.sgkc-sscp.ch



SGVC

www.viszeralchirurgie.ch

SCS RUN

On Thursday, 22. May 2025, we will meet at 06:30 at the main entrance of the SwissTech Convention Center for the SCS RUN. We will start the day together with a light run. All levels of runners are welcome.

TRAINER
Lorenz Ineichen
Kaja Widmer

DISTANCE
Approximately 6.0 km

SURFACE
Road

PLACE, DATE AND TIME
SwissTech Convention Center
Quartier Nord EPFL
Route Louis-Favre 2
1024 Ecublens

Thursday, 22. May 2025, 06:30

COSTS
Participation in the run is free of charge.

REGISTRATION
To participate in the SCS Run, please register through the congress registration.

Register now!

SAVE THE DATE

SCS – SWISS COLLEGE OF SURGEONS
ANNUAL MEETING 2026

10.-12. JUNE 2026 | KKL LUZERN

SCS – SURGEONS' NIGHT @
OLYMPIC MUSEUM

22. MAY 2025 | LAUSANNE

We are delighted to invite you to the SCS Surgeons' Night 2025 in Lausanne, an evening of celebration, inspiration, and networking. The event takes place at the stunning Olympic Museum, where we'll immerse ourselves in the rich history of both the ancient and modern Olympic Games.

18:00: Exclusive access to the Olympic Museum – explore captivating exhibits and the spirit of Olympism.

19:00: Welcome Drink & Awards Ceremony – honoring this year's outstanding achievements.

20:00: Dinner & Party – enjoy a mix of seated and standing dining with breathtaking Lake Geneva views. End the night dancing to great beats from our DJ.

We look forward to sharing this special evening with you. It promises to be a memorable night.

Be There or Be Square!

Location
Olympic Museum
Quai d'Ouchy 1
1006 Lausanne
Switzerland

Date
Thursday, 22. May 2025

Time
20:00 to approx 02:00

Cost
CHF 130 per person

Registration
To attend the Surgeons' Night, please register through the congress registration.

GENERAL INFORMATION

DATE	CERTIFICATION AND CREDITS
21.-23. May 2025	SGC: 20 Credits
	SGG: 16 Credits
	SGH: 24 Credits
VENUE	SGKC: Requested
SwissTech Convention Center	SGNOR: 10 Credits
Quartier Nord EPFL	SGPMR: 2 Credits
Route Louis-Favre 2	SGT: 6 Credits
1024 Ecublens	Swiss Orthopaedics: 16 Credits
	Swiss Plastic Surgery: 16 Credits

CONGRESS FEES

	from 28. April 2025 / on site
Members	CHF 380.00
Non-members	CHF 540.00
Assistants	CHF 180.00
Junior Members and Medical students	CHF 40.00

PRESENTING LANGUAGE

English (There will be no simultaneous translation.)

LANGUAGES OF THE PRESENTATION SLIDES

The slides must be written in English.

HOTEL BOOKINGS

Book your hotel room online. We recommend that you reserve your hotel room in advance.

» Hotel reservation

HOW TO ARRIVE

Please refer to the information available on the STCC website.

» SwissTech Convention Center

SCIENTIFIC BOARD

Committee of the base organisations



THANK YOU TO OUR SPONSORS AND EXHIBITORS

MAIN SPONSORS



Medtronic Schweiz AG, Bern



Johnson & Johnson, Zug

SPONSORS AND EXHIBITORS

Anklin AG, Reinach
Applied Medical Distribution Europe B.V., Steinhausen
Arnold Bott AG, Glattbrugg
Arthrex Swiss AG, Bern
ATLS Switzerland, Aarau
B. Braun Medical AG, Sempach
Becton Dickinson AG, Allschwil
biolitec Schweiz GmbH, Wollerau
Boston Scientific AG, Solothurn
Burkart Medizintechnik AG, Beromünster
Corza Medical GmbH, Zürich
DACH MEDICAL GROUP GMBH, Schindellegi
DISTALMOTION SA, Epalinges
Dräger Schweiz AG, Liebefeld
Duomed Swiss AG, Schenkon
Duxomed SA, Morges
Erbe Swiss AG, Oberohringen
Europrisme Medical Suisse, Genève
ewimed Switzerland AG, Bern

SPONSORS AND EXHIBITORS

FEHLING INSTRUMENTS GmbH & Co. KG, Karlstein
FUJIFILM Healthcare Europe Holding AG, Steinhausen
Fumedica AG, Muri
Hirslanden AG, Glattbrugg
idConsulting GmbH, Wollerau
inomed Medizintechnik AG, St. Gallen
Intuitive Surgical Deutschland GbmH, Freiburg
IVF Hartmann AG, Neuhausen am Rheinfall
Johnson & Johnson AG, Zug
Laubscher & Co. AG, Hölstein
Lexington Medical Schweiz AG, Wilen b. Wollerau
Marcel Blanc & Cie SA, Le Mont-sur-Lausanne
MediBridge Sàrl, Chavannes Le Veyron
medicalsol ag, Wohlen
Mediconsult AG, Roggwil
Meditrend SA, Grancia
Mediwar AG, Muri
Medtronic (Schweiz) AG, Bern
Mercy Ships Schweiz, Belp
MICRO-MEDICAL AG, Klingnau
Mölnlycke Health Care, Schlieren
Mussler Medical Supply SA, Morges
Olympus Schweiz AG, Wallisellen
Opalox, Jongny
OPED AG, Steinhausen
Piota Medical SA, Givisiez
praxisstellen.ch GmbH, Pfäffikon
prepared, Wollerau
REY Médical SA, Plan-les-Ouates
Scanatron AG, Affoltern am Albis
Smith & Nephew Schweiz AG, Zug
Solventum, Rüschlikon
Stryker Osteonics AG, Biberist
SUVA, Luzern
Swiss College of Surgeons (SCS), Aarau
Swissray Technologies AG, Hochdorf
Teleflex Medical GmbH, Belp
Young Surgical Students Association (YSSA), Zürich
Vaskutek Deutschlang GmbH, Spreitenbach
Women in Surgery, Zürich
W. L. Gore & Associates GmbH, Zug